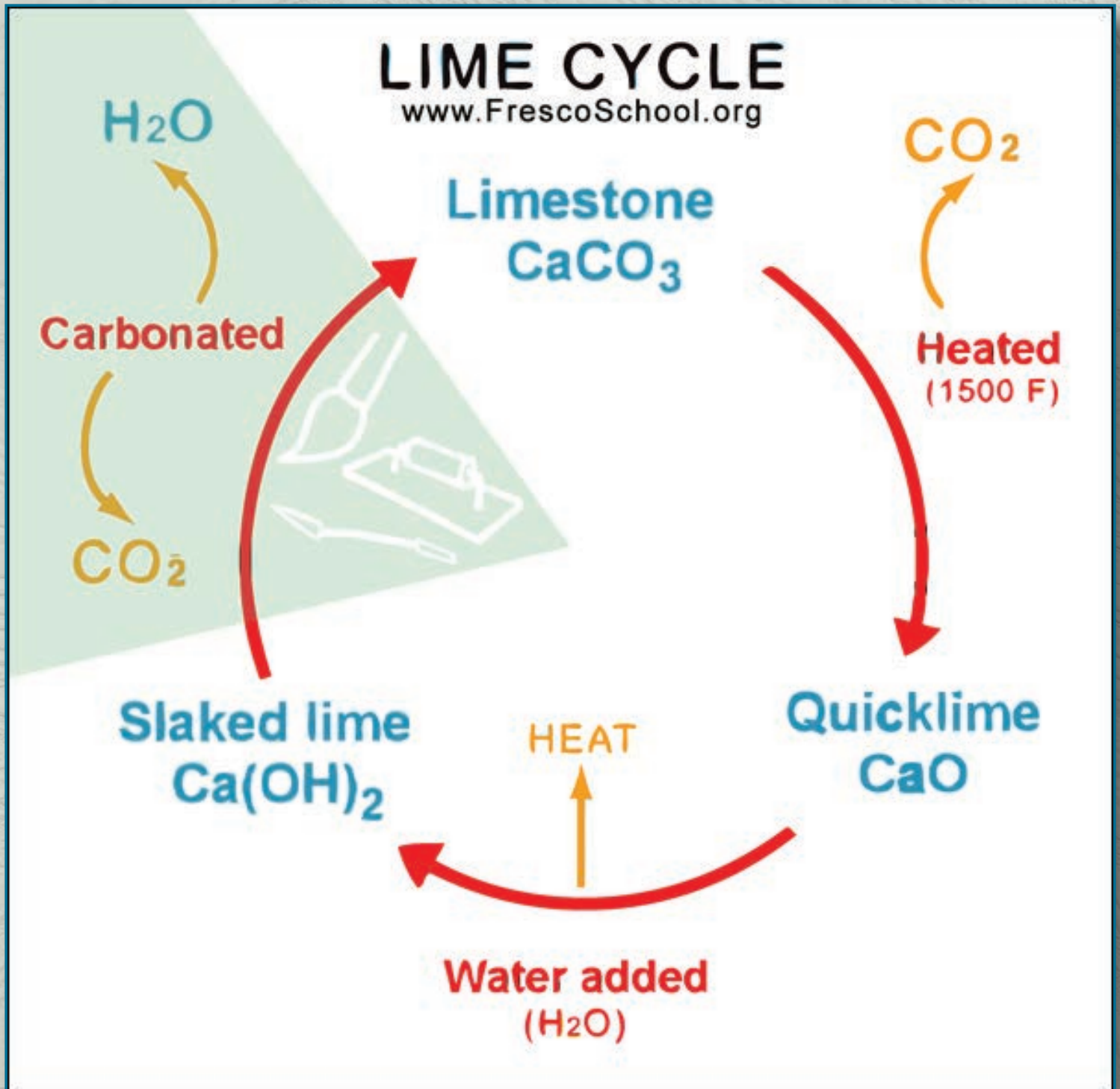


Making Plaster



A Different Kind of Cartoon!

Sometimes an artist draws on paper before they paint on the wall. This is called a **cartoon**!

If an artist wants to keep the cartoon in good shape, they might make a copy of it on another piece of paper. This is called a **spolvero**!

An artist pokes holes through the spolvero along the lines that they drew. This is called **pouncing**!

When an artist marks the wall over the spolvero, the holes leave a dotted line on the wall that the artist can use to paint the picture!



Cartoon by
Frederico Vigil



Final Image in
Mundos de Mestizaje

Fresco Basics

Buon fresco -
(*True fresco*)

A type of mural or wall painting where an artist paints directly onto wet plaster. The paint becomes a part of the wall, so it lasts a long time!

Fresco à secco -
(*Dry fresco*)


A painting on a dry plaster wall. This might not last as long as a buon fresco, but sometimes an artist uses both of these in one painting!

Plaster -

A soft mixture of lime (made from shells or limestone), sand or cement, and water for spreading on walls.

Pigment -

A powder that is mixed with liquid to make colors in paint. Different colors are made by different powders.



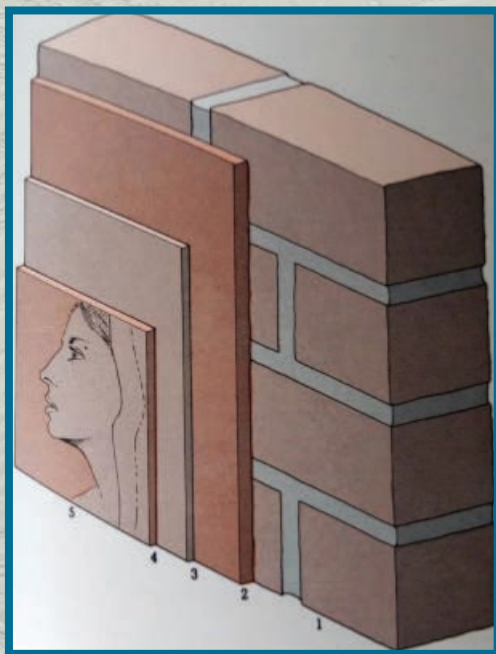
It's a good idea to test paint on the plaster wall to see what colors the pigments make!

Using Plaster

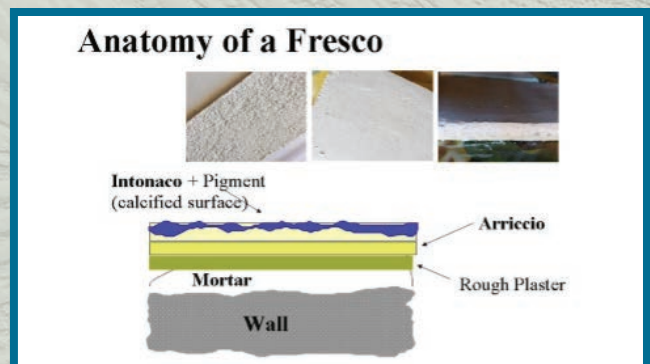
Five layers of plaster are used when making a traditional buon fresco.

- 1) **Scratch Coat** - The first coat. It is applied to a framework of wire mesh, or wooden lath, and then scratched for a rough finish.
- 2) **Rough Coat** - A rough plaster coat made with coarse (rough) sand.
- 3) **Sinopia Coat** - A smooth plaster coat that is leveled (even). This would be the last step of a regular, stucco wall.
- 4) **Arriccio Coat** - A smooth sand coat.
(Brown Coat)
- 5) **Intonaco Coat** - The final coat on which the actual painting is done.
(Skim Coat)

www.fresco-techniques.com



The artist Manual, 1980
QED Publishing limited




Slide image from "The Roman Fresco Experience"
workshop University of Roehampton (London).

Spolvero -

A copy of a **cartoon** made to have holes poked through the outline of the image.



Cartoon of image



Digital representation of a spolvero



Final image in *Mundos de Mestizaje*

Pouncing -

A way of copying an image by poking holes through paper and marking them with **pigment**.



Roberto Ricca



Roberto Ricca



Spolvero by Franco Pagliarulo

<https://www.italian-frescos.com>

<http://www.alamiradecor.com>

Sinopia - The first drawing done on the wall for a **fresco**.

This can include **cartoons** transferred by the artist using **spolveros**, or drawing done directly on the wall!

The artist draws the **sinopia** on the **Arriccio** layer, before applying the **Intonaco** layer.

Finished
Section
of fresco

Cartoon/
Spolvero

Sinopia



Mundos de Mestizaje in progress